



## Manumed Osteo

Any position is possible  
with this all-round couch

# Manumed Osteo

The Manumed Osteo treatment couch is a must-have for the therapists who want every possible comfort for his patient and himself. This treatment couch has 4 (to 7) independently adjustable sections, allowing the patient to be treated in many positions. The electrical adjustment of the flexion position comes as standard with the three different Manumed Osteo types with an all-around operation. An ideal couch for the therapist. More comfortable to perform the already heavy-duty profession. A true quality treatment couch, stable on its frame and flexible in its use!



"On the Manumed Osteo every position is possible!"



## Manumed Osteo

- 4 (up to 7) independently adjustable sections, allowing an infinite number of sitting and lying positions
- Flexion and (anti-)Trendelenburg positions
- Unrivalled stability combined with adjustability
- Electric height adjustment and electric sectional adjustment as well for maximum comfort
- 1 Programmable position: With 1 push of the button to, for example, a full horizontal position.
- Completely relaxed starting position in the face-down position with separate head section (optional)
- Independently adjustable leg sections (optional)
- Padded sections with soft edges




# Manumed Osteo

## Type

446 Manumed Osteo 4-section with electric flexion & electric hi/lo all-around operation



## ORDERING DATA



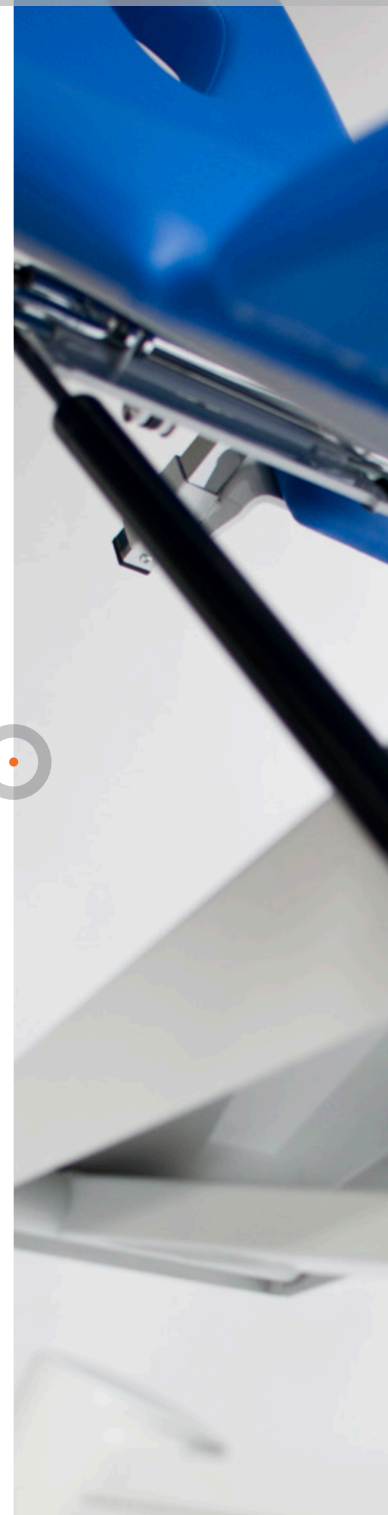



# Manumed Osteo head-section with adjustable arm sections

Type

448 Manumed Osteo 6-section with electric flexion & electric hi/lo all-around operation

## ORDERING DATA




# Manumed Osteo, head-section with adjustable arm sections and adjustable leg sections

Type

449 Manumed Osteo 7-section with separate leg-sections, electric flexion & electric hi/lo all-around operation

## ORDERING DATA





# Manumed Osteo

## TECHNICAL SPECIFICATIONS

Size tabletop (lxw):	214 x 67 cm
Height adjustment:	51-103 cm
Lifting time (min.-max.):	approximately 18 sec.
Lifting capacity:	200 kg (electrical model optional 250 kg)
Power supply:	230VAC 50/60 Hz
Current consumption:	2.0 A max.

NOTE: DE LUXE UPHOLSTERY IS AN OPTION.

This is a medical device



It complies with all applicable medical regulations. For more details please consult the instructions for use (downloadable via [www.enraf-nonius.com](http://www.enraf-nonius.com)).



# Manumed Colours

## OPTIONS<sup>(1)</sup>

A matching Enraf-Nonius couch for every interior. As in other practices, a pleasant ambience is important in physiotherapy practices. Clients must feel comfortable in the room where they are being treated. As each practice is furnished differently and has its own colour scheme, we regard it as important for the treatment couches to fit in with your look and feel. That is why we can manufacture our treatment couches in several frame and upholstery colours. Our imitation leather upholstery contains no phthalates and is flame retardant – a unique combination that makes this material suitable for medical use!

### NATURAL


- 811 volcano black
- 850 walnut
- 851 sand
- 886 leaf
- 888 snow

### LIFESTYLE

- 410 anthracit
- 406 petrol
- 407 cherry
- 408 terracotta
- 409 skin

### EXECUTIVE

- 012 black
- 213 grey
- 199 lavender
- 204 sirius blue
- 169 cornflower blue
- 170 baby blue



(1) = NOTE: Please order options together with the couch because of modification of the couch during production.

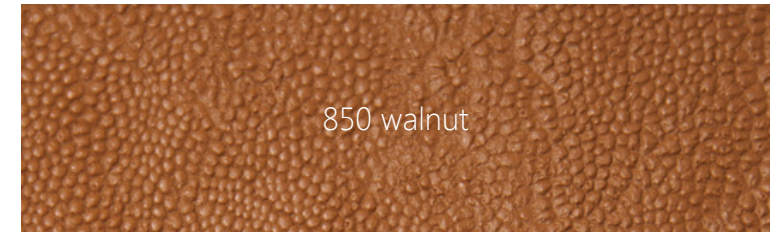


# Manumed Colours

## NATURAL



811 volcano black




850 walnut



851 sand



886 leaf

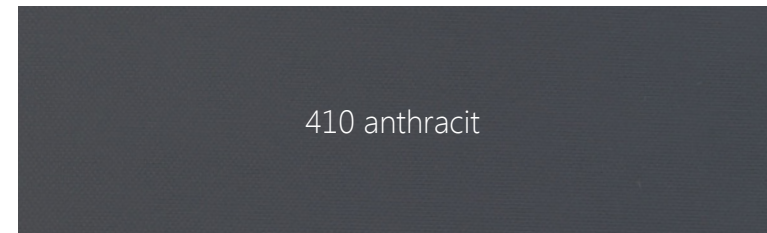



888 snow

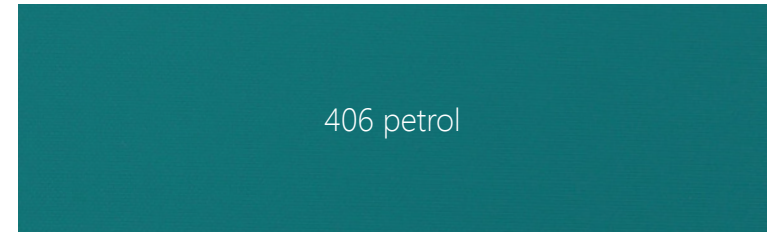


# Manumed Colours


## LIFESTYLE



410 anthracit



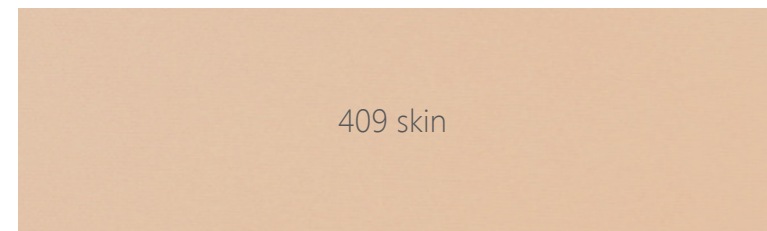
406 petrol



407 cherry



408 terracotta




409 skin



# Manumed Colours


## EXECUTIVE



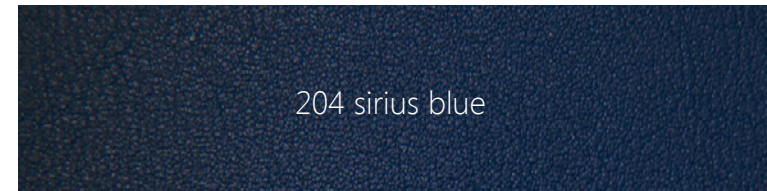
012 black




213 grey



199 lavender



204 sirius blue



169 cornflower blue



170 baby blue

## Frame colours

- Ral 7035 grey
- Ral 9005 black
- Ral 9010 white

## OPTIONS<sup>(1)</sup>



(1) = NOTE: Please order options together with the couch because of modification of the couch during production.

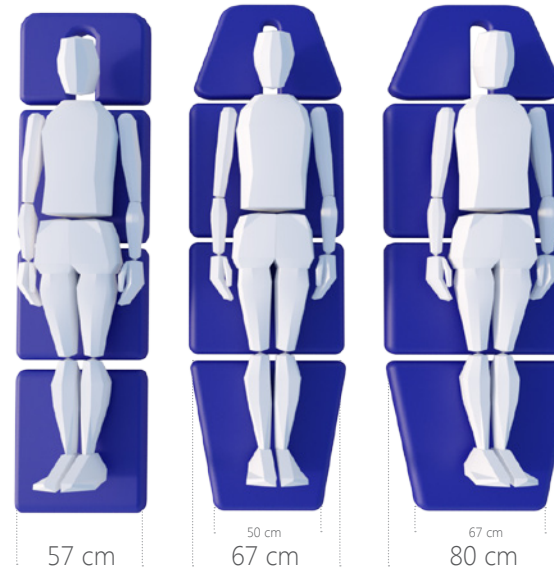


# Manumed Osteo

OPTIONS<sup>(1)</sup>


Section Width	57 cm	67 cm	80 cm
446	o	s	o
448	x	s	o
449	x	s	x

s = standard o = optional x = not available



## Nose-hole

- A. Oblong nose-hole including plug (standard)
- B. Triangular shaped nose-hole (optional) exluding plug (order seperately 1550813)
- C. No nose-hole (optional)



1550813



(1) = NOTE: Please order options together with the couch because of modification of the couch during production



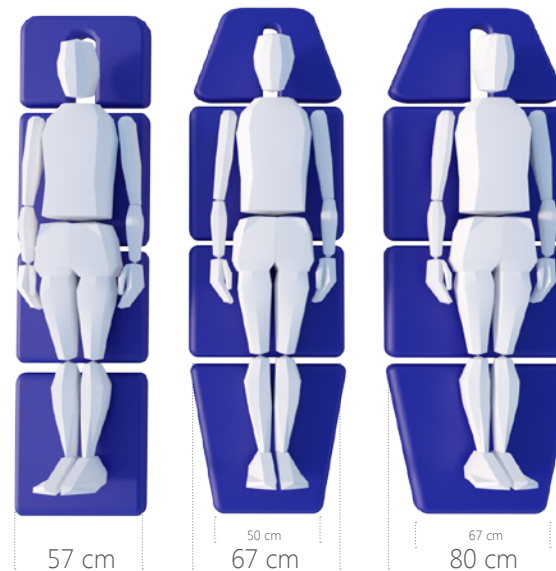
# Manumed Osteo

## OPTIONS<sup>(1)</sup>

### Upholstery options

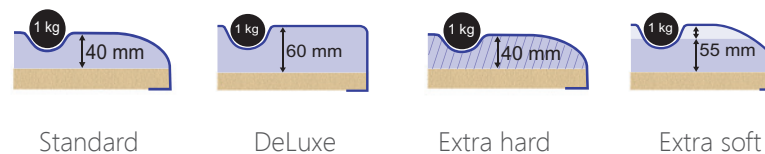
Section Width	57 cm	67 cm	80 cm
Standard 4 cm thick	s	s	s
DeLuxe 6 cm thick	o	o	o
Extra hard 4 cm thick	o	o	o
Extra soft 5,5 cm thick	o	o	o
Trapzium shaped leg section	x	s*	s
Rectangular shaped leg section	s	x	x

s = standard o = optional x = not available  
 \* separate leg sections on 449 are rectangular only



### Foam density:

Standard:	38 Kg/m <sup>3</sup>
DeLuxe:	38 Kg/m <sup>3</sup>
Extra hard:	70 Kg/m <sup>3</sup>
Extra soft:	4 cm 38 Kg/m <sup>3</sup> + 1,5 cm 30 Kg/m <sup>3</sup>



(1) = NOTE: Please order options together with the couch because of modification of the couch during production



# Manumed Osteo

OPTIONS<sup>(1)</sup>

## Height adjustment

Electric all-around operation (standard)



## Lifting capacity

A. Electric - max. 200 kg (standard)

B. Electric - max 250 kg (optional)




A



B

(1) = NOTE: Please order options together with the couch because of modification of the couch during production



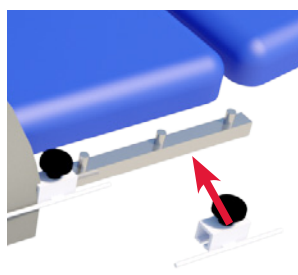


# Manumed Osteo


OPTIONS<sup>(1)</sup>

## Optional features


- A. Fixation rails for Manumed Osteo (4 pcs) Cannot be combined with ergo-wings.
- B. Hole in section for pelvic support
- C. Ergo-wings (only for 67 cm width)
- D. Raising set (30 mm)
- E. Safety switch



A



B



C




D



E

(1) = NOTE: Please order options together with the couch because of modification of the couch during production



# Manumed Osteo

## ACCESSORIES

### Paper roll holder and paper rolls

- 3450075 Paper roll holder (Not with type 419, 429 and 449)
- 3445280 Paper roll stand (floor type) for 50 & 60 cm rolls
- 3445278 Paper roll, width 50 cm, roll-length 150 m, per 5 rolls
- 3445279 Paper roll, width 60 cm, roll-length 150 m, per 5 rolls



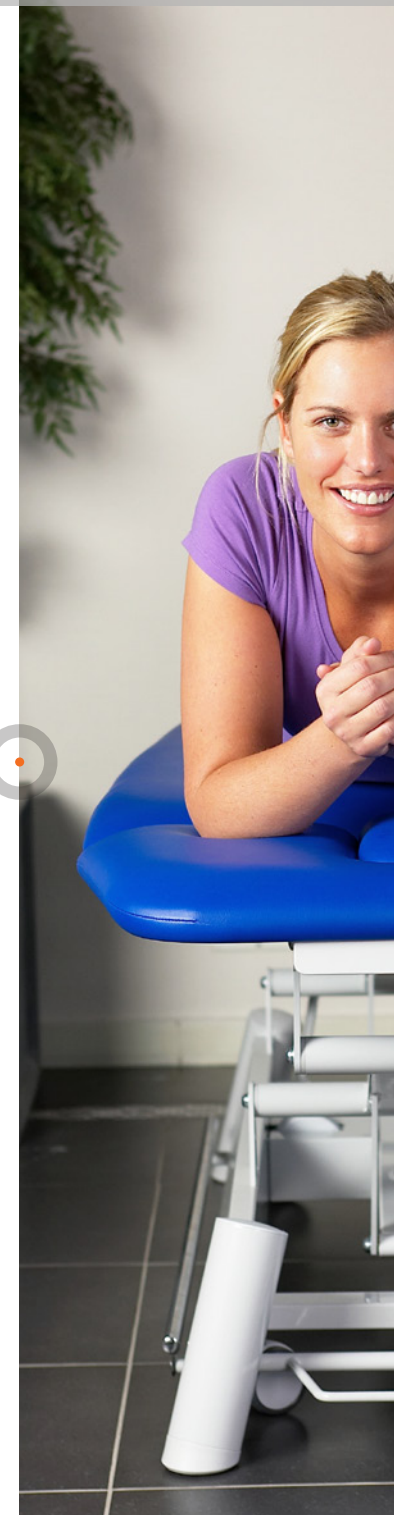
3450075



3445280



3445278 / 3445279






# Manumed Osteo

## ACCESSORIES

### Fixation accessories

- 3445006 Clamp for fitting straps (2 required) <sup>(1)</sup>
- 3445007 Clamp for armpit fixation horn 3xxx007 <sup>(1)</sup>
- 3xxx007 Armpit fixation horn <sup>(2)</sup>
- 3450068 Clamp chrome, for shoulder fixation horn 3xxx030 2 Clamps for 2 horns.
- 3xxx030 Shoulder fixation horn for Manumed Osteo <sup>(2)</sup>
- 3xxx019 Pelvic fixation for Manumed Osteo <sup>(3)</sup>



(1) = To use these clamps the couch should be equipped with fixation rails (see options)  
(2) = Available in different colours (xxx is the colour code)  
(3) = Requires a hole in this section (see options)



# Manumed Osteo

## ACCESSORIES

### Fixation straps

- 3445023 Fixation strap with velcro fastener 120 cm
- 3445014 Fixation strap with velcro fastener 160 cm
- 3445015 Fixation strap with velcro fastener 240 cm
- 3445475 Fixation strap with safety lock 250 cm
- 3445474 Fixation strap with safety lock 350 cm



3445023



3445014 / 3445015



3445474 / 3445475





# Stools

- 3xxx010 Stool, height adjustable 40-53 cm
- 3xxx011 Stool, mobile, height adjustable 59-85 cm
- 3xxx012 Stool, mobile, provided with footrest, height adjustable 59-85 cm
- 3xxx013 Stool, mobile, anatomic seat, height adjustable 43-56 cm
- 3xxx020 Stool, mobile, saddle seat, height adjustable 59-85 cm



3xxx010



3xxx011



3xxx012



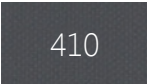
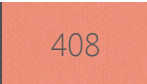








3xxx013




3xxx020

Available in all colours shown below


NATURAL	LIFESTYLE	EXECUTIVE
 <span>811</span>  <span>851</span>	 <span>410</span>  <span>408</span>	 <span>012</span>  <span>213</span>  <span>199</span>  <span>204</span>  <span>169</span>  <span>170</span>

# ACCESSORIES



## Rolls and cushions

3xxx002	Halfroll, flat bottom, small, especially for the ankle	28x9x11 cm
3xxx003	Halfroll, flat bottom, large	56x16x18 cm
3xxx023	Massage roll	50x Ø15 cm
3xxx004	Neck cushion, hourglass type	30x15 cm
3xxx005	Massage cushion	30x28x8 cm
3xxx015	Wedge shaped cushion	50x30x15 cm



Available in all colours shown below

NATURAL	LIFESTYLE	EXECUTIVE
811                      851	410                      408	012                      213                      199                      204                      169                      170

## ACCESSORIES





## Rolls and cushions

1550813 Plug for nosehole, triangular shaped <sup>(1)</sup>


16,5 x 21 cm

3445297 Wedge shaped, Kaltenborn, rubber model <sup>(1)</sup>

22,5 x 10,5 x 8,5 cm

3446161 Support bag with sand 1,2 kg <sup>(2)</sup>

15x25 cm



1550813



3445297




3446161

(1) = only available in black

(2) = only available in grey

## ACCESSORIES



## Couch covers

3445240	Couch cover, with a cutaway for the nose	blue
3445241	Couch cover, with a cutaway for the nose	bordeaux
3445242	Couch cover, with a cutaway for the nose	white
3445244	Couch cover, with a cutaway for the nose	jade
3445249	Couch cover, with a cutaway for the nose	dark grey
3445250	Couch cover, with a cutaway for the nose	royal blue
3445261	Couch cover, without a cutaway for the nose	blue
3445034	Couch cover, without a cutaway for the nose	bordeaux
3445267	Couch cover, without a cutaway for the nose	white
3445262	Couch cover, without a cutaway for the nose	jade
3445248	Couch cover, without a cutaway for the nose	dark grey
3445247	Couch cover, without a cutaway for the nose	royal blue
3445259	Elastic straps for couch cover with clip fittings at both ends, set of 3	

## ACCESSORIES



3445240  
3445261



3445241  
3445034



3445242  
3445267



3445244  
3445262




3445248  
3445249



3445247  
3445250



3445259





## Miscellaneous

3450067 Raising set (30 mm)

3xxx032 Arm rests (set of two) for Manumed Osteo


## ACCESSORIES



3450067



3xxx032





# Manumed Osteo

Any position is possible  
with this all-around couch

Enraf-Nonius B.V. | Vareseweg 127 | 3047 AT Rotterdam | The Netherlands  
[www.enraf-nonus.com](http://www.enraf-nonus.com) | [info@enraf-nonus.nl](mailto:info@enraf-nonus.nl) | + 31 - ( 0 ) 10 20 30 600



PARTNER FOR LIFE