

# Facts About Cervical Cancer




- Cervical cancer is the **FOURTH** most common cancer among women globally.
- A large majority of cervical cancer (more than **95%**) is due to the human papillomavirus (HPV).
- Cervical cancer is the most commonly diagnosed cancer in **23** countries and is the leading cause of cancer death in 36 countries.
- Two human papillomavirus (HPV) types (**16 and 18**) are responsible for nearly 50% of high grade cervical pre-cancers.

## WHO HPV Guideline

- ✓ HPV DNA testing is recommended as the primary screening method in screening and treatment approaches.
- ✓ Generally, women after the age of 30 should be screened every 5 to 10 years.
- ✓ WHO recommends that HPV self-sampling should be made available as an additional approach to sampling in cervical cancer screening services, for women aged 30-60 years.



## Self-sampling:

-  Simple operation
-  Privacy protection
-  User-friendliness



## Nucleic Acid Extraction Kit



**Nucleic Acid Extraction Kit (Magnetic Beads Method)**

32/96 samples in 20 mins  
Suitable for large number of samples



**Nucleic Acid Extraction Kit (Boiling Method)**

No instrument required  
Suitable for small number of samples



**Nucleic Acid Extraction Kit (Spin Column)**

No instrument required  
Suitable for a wide range of sample types

## PCR Detection

### Human Papillomavirus Nucleic Acid Amplification Test Kits

- Cat. #: S014**  
Detection Types: 16, 18, 31, 33, 35, 39, 45, 51, 52, 56, 58, 59, 68, 26, 53, 66, 73, 82, 6, 11, 42, 43, 44 and 81 genotypes.
- Cat. #: S015**  
Detection Types: High-risk group, medium-risk group, and low-risk group.
- Cat. #: S021/S030**  
Detection Types: Two high risk genotypes (16, 18) and other 16 genotypes screening.
- Cat. #: S027**  
Detection Types: 16, 18/45 and other genotypes (31, 33, 35, 39, 51, 52, 56, 58, 59, 66 and 68).
- Cat. #: S028**  
Detection Types: 16, 18, 31, 33, 35, 45, 52, and 58 genotypes.
- Cat. #: S029**  
Detection Types: 16, 18, and other genotypes (31, 33, 35, 45, 52 and 58).



## Advantages:



### Cost Optimization

Flexible combination scheme to maximize testing efficiency and save cost.



### Wide coverage

Totally detect 24 HPV genotypes.



### Fast Detection

Using multiplex fluorescent real time PCR technology, the whole process takes only 90 minutes.



### Patient Management

A variety of detection solutions for different groups of people.

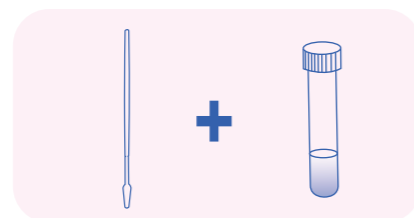
## WE PROVIDE COMPLETE SOLUTION FOR HPV DETECTION.

### Sample Collection

Professional sampling kit and self-sampling kit both available.



GYNECOLOGIC SAMPLER +ACTIVATED MEDIUM



CERVICAL SWAB +ACTIVATED MEDIUM

## Nucleic Acid Extraction System (Magnetic Beads Method)



13 Min  
32 Samples

Mole PURE 32



96 Samples

Mole 96M

## Ordering Information

Catalogue Number	Product Name	Kit Size
------------------	--------------	----------

Sample Collection		
PH03010101T2020	Disposable Collection Tubes of Virus Samples	20 Sets/Kit
PH03010101T2001	Human Papillomavirus Self Sample Collection Kit	1 Set/Kit

Nucleic Acid Extraction		
P03101T2024	Nucleic Acid Extraction Kit (Boiling Method)	24 Tests/Kit
P08201T2050	Nucleic Acid Extraction Kit (Spin Column)	50 Tests/Kit
P08801T2064	Nucleic Acid Extraction Kit (Magnetic Beads)	64 Tests/Kit
P08801T2001	Nucleic Acid Extraction Kit (Magnetic Beads)	1 Test/Strip

Nucleic Acid Extraction System		
MLN32P201	Mole PURE 32 Instrument	32 Samples
MLN32T101	Mole 32M Purifier Instrument	32 Samples
MLN96T101	Mole 96M Purifier Instrument	96 Samples

Catalogue Number	Product Name	Format
PCR Detection		
S014T048B0C2	24 Genotypes HPV	Liquid
S01402T2024	24 Genotypes HPV	Lyophilized
S015T048B0C2	HR, MR and LR HPV Groups	Liquid
S01502T2048	HR, MR and LR HPV Groups	Lyophilized
S021T048B0C2	16, 18 and Other 16 Genotypes	Liquid
S02104T2048	16, 18 and Other 16 Genotypes	Lyophilized
S02701T2048	16, 18/45 and Other 11 Genotypes	Lyophilized
S02801T2048	8 Genotypes HPV	Lyophilized
S02901T2048	16, 18 and Other 6 Genotypes	Lyophilized
S03001T2048	16, 18 and Other 16 Genotypes	Lyophilized

\* For more product details, please contact our sales.

**Jiangsu Mole Bioscience Co., Ltd.**  
6-7th Floor, G116 Building, No.805,  
Jiankang Avenue, Medical New&Hi-tech District,  
Taizhou, Jiangsu Province, China

Ver: 2.1 Date: 2025-03-21



Tel: 0571-87209310  
Email: info@molechina.com  
en.molechina.com



## Complete Solution for HPV Detection From Sample Collection to Results



NMPA CE IVD