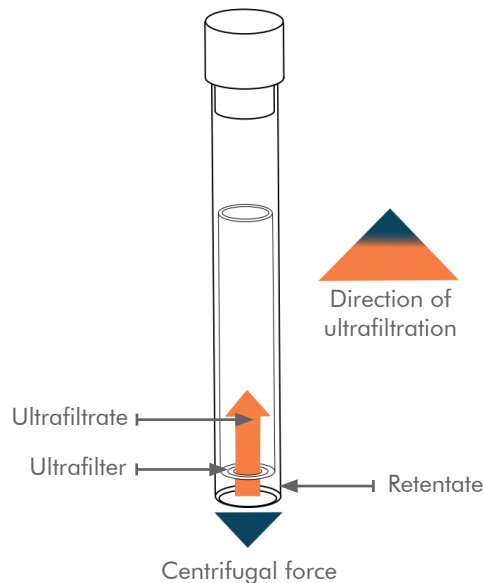


# EV-spinner Ultrafiltration concentrator



## EV concentration with minimal loss

HansaBioMed Life Sciences has introduced a 2.5 ml non-stick ultrafiltration (UF) concentrator to enhance the recovery of extracellular vesicle (EVs) during the concentration or buffer exchange step. The ultrafiltration works in the opposite direction to the centrifugal force, providing higher particle recovery. The low protein binding membrane (polyethersulfone) reduces the EV loss, compared to V-shape concentrators, and the reverse design of the EV-spinner ensures that the filter does not clog.



## Characteristics

- Filter in polyethersulfone, 100 kDa MWCO
- Concentration from 2.5 ml up to 0.050 ml
- Reverse ultrafiltration (opposite direction to the centrifugal force)

## Applications

- Concentration of EV solutions with minimal loss of particles
- Concentration of small volumes of diluted fluids
- EV dialysis and removal of unbound dyes

## Advantages

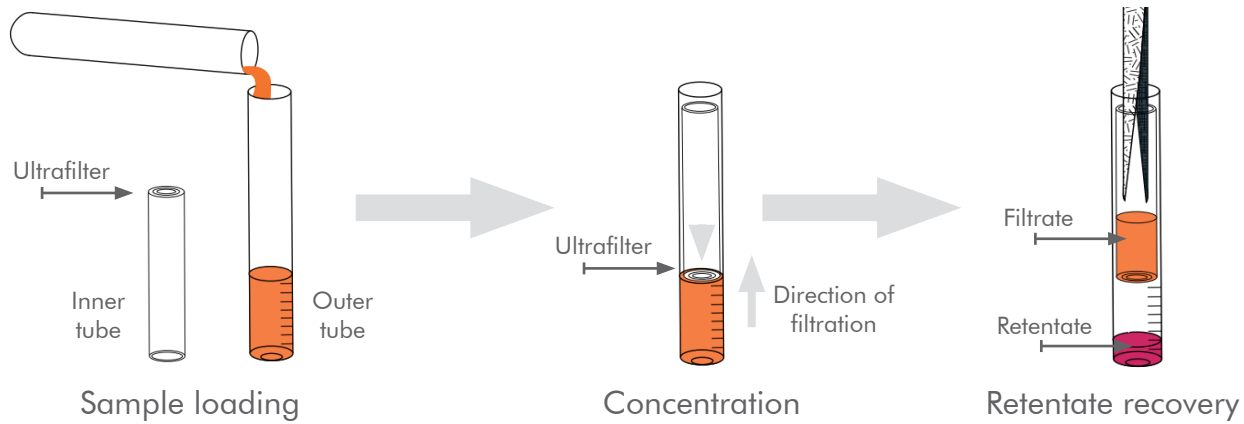
- Non-stick
- Easy recovery of the concentrated material
- Suitable for multiple washing steps

Cat. Code	Description
HBM-EVS-24	EV-Spinner 100 kDa MWCO concentrators, 24 pieces
HBM-EVS-48	EV-Spinner 100 kDa MWCO concentrators, 48 pieces

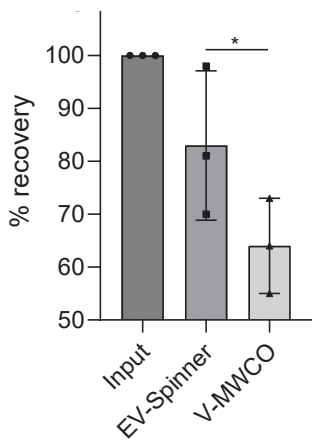
# Reverse ultrafiltration for maximum recovery

## Application in Extracellular Vesicle research

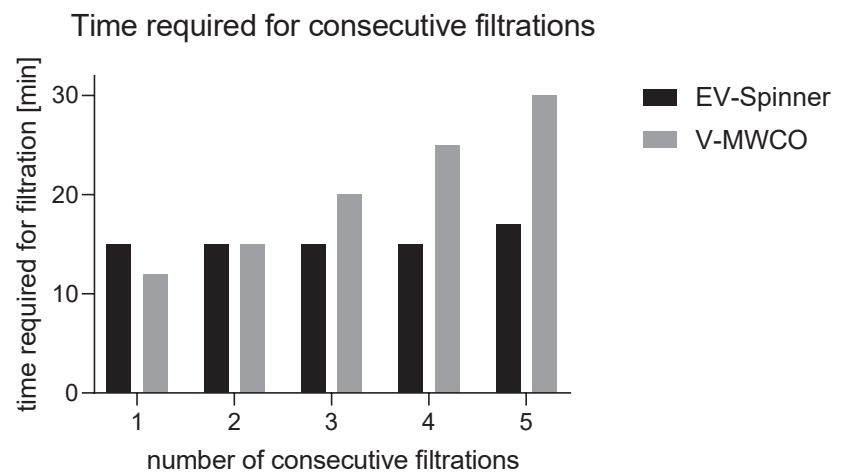
### Reverse ultrafiltration for Extracellular Vesicles and nanoparticle concentration



### Maximum particle recovery and minimum clogging compared to V-shape concentrators



Up to 98% of EV recovery was observed with 2.5 ml of EV solution concentrated up to 0.25 ml. Symbols are biological repeats, bars indicate means and error-bars are SDs.



EV-Spinner allowed consecutive concentrations (from 2.5 ml up to 0.25 ml) with minimum clogging of the filter. The clogging of the filter was measured by the time necessary for concentrating a solution of EVs from 2.5 ml up to 0.25 ml.