


FLEXCONTROL SYSTEM*

Developed to aid in precise sphincterotomy

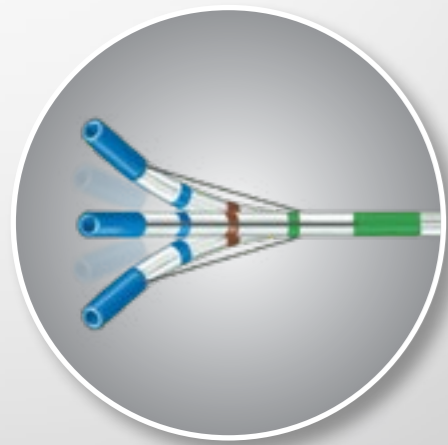
- Engineered to enhance guidewire manipulation and bowing control



TIP ORIENTATION

Ergonomic, rotating handle engineered for excellent control


- Designed to aid precise tip movement and wire manipulation to facilitate cannulation
- Handles labeled with respective tip outer diameter for ease of selection*



*Autotome RX 39 and RX 44 Sphincterotomes only.

Autotome™ RX

Cannulating Sphincterotome



Autotome RX Cannulating Sphincterotome

Order Number	GTIN	Description	Cut Wire (mm)	Tip Length (mm)	Distal Tip O.D. (Fr)	Recommended Guidewire (in)	Packaging
M00545150	08714729415138	Autotome RX 49 Cannulating Sphincterotome	20	5	4.9	.035	Each
M00545160	08714729415152	Autotome RX 49 Cannulating Sphincterotome	30	5	4.9	.035	Each
M00545170	08714729444749	Autotome RX 44 Cannulating Sphincterotome	20	5	4.4	.035	Each
M00545180	08714729444756	Autotome RX 44 Cannulating Sphincterotome	30	5	4.4	.035	Each
M00545190	08714729444763	Autotome RX 39 Cannulating Sphincterotome	20	5	3.9	.025	Each
M00545200	08714729444770	Autotome RX 39 Cannulating Sphincterotome	30	5	3.9	.025	Each

Active Cords sold separately

All trademarks are the property of their respective owners.

CAUTION: The law restricts these devices to sale by or on the order of a physician. Indications, contraindications, warnings and instructions for use can be found in the product labeling supplied with each device. Information for use only in countries with applicable health authority registrations. Material not intended for use in France.

Products shown for INFORMATION purposes only and may not be approved or for sale in certain countries. Please check availability with your local sales representative or customer service.

ENDO-377606-AA. Produced by Gosling.

Boston Scientific
Advancing science for life™

www.bostonscientific.eu

© 2020 Boston Scientific Corporation or its affiliates. All rights reserved. DINEND2424EA

Autotome™ RX

Cannulating Sphincterotome

Boston Scientific
Advancing science for life™



RX Biliary System™

We're in!™

Autotome™ RX

Cannulating Sphincterotome

Flexible and Responsive Design

Direct Wire Technology™ is designed for flexibility and responsiveness to aid in precise sphincterotomy

- Tip orientation and cut-wire positioning capabilities developed to facilitate cannulation
- Range of tapered tip sizes: 3.9Fr, 4.4Fr and 4.9Fr tip sizes to accommodate varying patient anatomy
- 5cm – 7cm exchange length engineered for single-operator control
- Option to transition from over-the-wire to short-wire ERCP technique without removing devices from the endoscope

Merging Lumen Technology™

Proximal lumens merge into a single distal lumen on RX 44 Sphincterotome

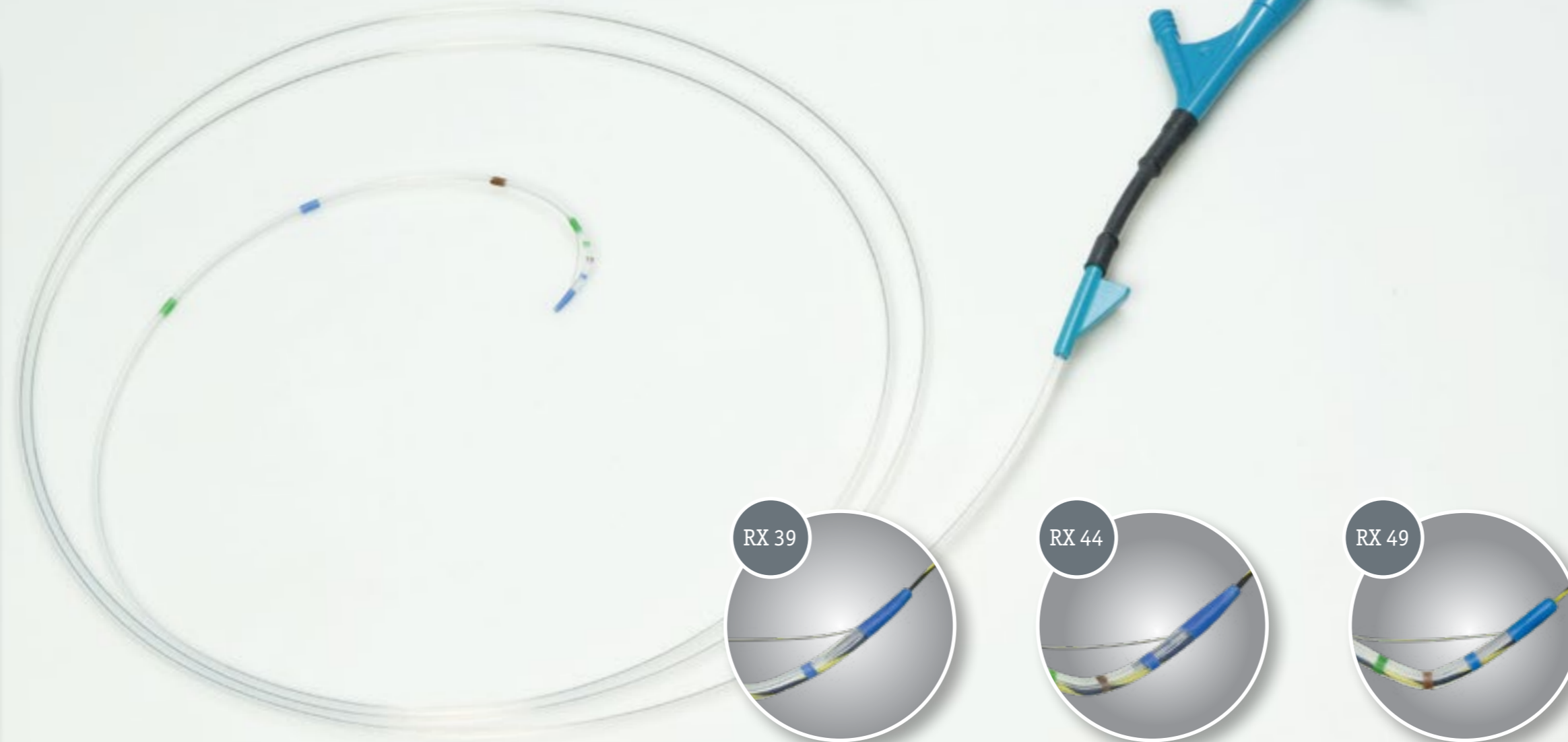
- Developed to facilitate contrast injection while maintaining guidewire access through open lumen technology
- May help reduce the risk of submucosal injection by allowing contrast flow to be diverted

RX Biliary System™

We're in!™

The RX Biliary System helps put the physician in control of the guidewire. Using the RX Locking Device, the physician can secure the guidewire to maintain access while exchanging devices.


The RX Biliary System and its compatible devices offer a broad portfolio of products for pancreatico-biliary stone and stricture management.



RX LOCKING DEVICE†

Guidewire locks in place to maintain access

- Available with short 260cm guidewire or a standard 450cm guidewire to meet physician technique preferences
- Guidewire may be locked and unlocked at any time during the procedure
- Facilitates device exchange, contrast injection and biliary therapy



- A** Locking device has notches for fixation of one or two wires
- B** Biopsy port cap designed to reduce air and bile leakage
- C** Strap secures it below the biopsy port

†RX Locking Device sold separately.